

Autodromo Nazionale Monza

TCR Europe

Race - 1

Provisional Results




Cls	N°	Driver	Nat	Team	Nat	Vehicle	Laps	Total Time	Gap	Interval	Km/h	Best	Time	Km/h
1	69	Jean-Karl Vernay	FRA	Leopard Lukoil Team	FRA	Audi RS3 LMS TCR	11	25:11.646			151.7	4	1:58.785	175.5
2	25	Mikel Azcona	ESP	PCR Sport	ESP	Cupra TCR	11	25:12.215	0.569	0.569	151.6	10	1:59.129	175.0
3	99	Josh Files	GBR	Hell Energy Racing with KCMG	GBR	Honda Civic Type R FK7 TCR	11	25:13.286	1.640	1.071	151.5	4	1:59.366	174.7
4	88	Maxime Potty	BEL	Comtoy Racing	BEL	Volkswagen Golf GTI TCR	11	25:13.610	1.964	0.324	151.5	10	1:59.393	174.6
5	62	Dušan Borkovic	SRB	Target Competition	SRB	Hyundai i30 N TCR	11	25:14.053	2.407	0.443	151.5	9	1:59.203	174.9
6	9	Attila Tassi	HUN	Hell Energy Racing with KCMG	HUN	Honda Civic Type R FK7 TCR	11	25:17.097	5.451	3.044	151.2	9	1:59.564	174.4
7	42	Stefano Comini	SUI	Autodis Racing by THX	SUI	Honda Civic Type R FK7 TCR	11	25:20.352	8.706	3.255	150.8	4	2:00.469	173.1
8	18	Fabrizio Giovanardi	ITA	Team Mulsanne	ITA	Alfa Romeo Giulietta TCR	11	25:21.638	9.992	1.286	150.7	10	2:00.274	173.3
9	15	Peter Terting	DEU	Autodis Racing by Piro Sports	DEU	Hyundai i30 N TCR	11	25:22.096	10.450	0.458	150.7	4	2:00.420	173.1
10	34	Stian Paulsen	NOR	Stian Paulsen Racing	NOR	Cupra TCR	11	25:22.507	10.861	0.411	150.6	5	1:59.545	174.4
11	32	Oliver Taylor	GBR	Pyro Motorsport	GBR	Honda Civic Type R FK7 TCR	11	25:24.515	12.869	2.008	150.4	10	2:00.599	172.9
12	16	Nicola Baldan	ITA	M1RA	ITA	Hyundai i30 N TCR	11	25:25.066	13.420	0.551	150.4	11	2:00.842	172.5
13	94	Kris Richard	SUI	Target Competition	SUI	Hyundai i30 N TCR	11	25:25.280	13.634	0.214	150.4	10	2:01.071	172.2
14	23	Francisco Abreu	POR	Sports & You	POR	Peugeot 308 TCR	11	25:27.114	15.468	1.834	150.2	4	2:01.076	172.2
15	7	Igor Stefanovski	MKD	Stefanovski Racing Team	MKD	Hyundai i30 N TCR	11	25:27.529	15.883	0.415	150.1	9	2:01.313	171.9
16	17	Martin Ryba	SVK	Brutal Fish Racing Team	SVK	Volkswagen Golf GTI TCR	11	25:28.603	16.957	1.074	150.0	5	2:00.915	172.4
17	8	Reece Barr	IRE	Target Competition	IRE	Hyundai i30 N TCR	11	25:29.585	17.939	0.982	149.9	9	2:00.686	172.8
18	11	Jens Reno Møller	DEN	Reno Racing	DEN	Honda Civic Type R FK7 TCR	11	25:30.705	19.059	1.120	149.8	4	2:00.398	173.2
19	63	Giovanni Altoè	ITA	Pit Lane Competizioni	ITA	Audi RS3 LMS TCR DSG	11	25:32.387	20.741	1.682	149.7	11	2:01.829	171.1
20	10	Viktor Davidovsky	MKD	PSS Racing Team	MKD	Honda Civic Type R FK7 TCR	11	25:33.114	21.468	0.727	149.6	11	2:01.534	171.5
21	77	Roberto Russo	ITA	Race Republic-Top Run	ITA	Subaru WRX STI TCR	11	25:34.807	23.161	1.693	149.4	11	2:02.525	170.2
22	76	Daniele Cappellari	ITA	Cappellari Reparto Corse	ITA	Volkswagen Golf GTI TCR	11	25:35.476	23.830	0.669	149.4	5	2:01.787	171.2
Not classified: (Requirements: 75% of number laps of leader = 9 Laps)														
3		Cosimo Barberini	ITA	Race Republic	ITA	Subaru WRX STI TCR	5	11:38.512	6 Laps	6 Laps	149.2	5	2:00.745	172.7
79		Jose M. Sapag	ARG	Baporo Motorsport	ARG	Cupra TCR	5	11:39.844	6 Laps	1.332	148.9	5	2:00.930	172.4
38		Danny Kroes	NED	PCR Sport	NED	Cupra TCR	1	2:51.711	10 Laps	4 Laps	121.4	1	2:51.711	121.4
999		Dániel Nagy	HUN	M1RA	HUN	Hyundai i30 N TCR	1	2:53.518	10 Laps	1.807	120.1	1	2:53.518	120.1
630		Benjamin Lessennes	BEL	Autodis Racing by THX	BEL	Honda Civic Type R FK7 TCR								
44		Salvatore Tavano	ITA	Scuderia Girasole	ITA	Cupra TCR								

Fastest lap VERNAY in 1:58.785 at 175.6 Km/h in lap 4

Published at:.....

Track Temp: 31.1 °C Air Temp: 26.7 °C Humidity: 66 % Track Status: DRY

Stewards:	Race Director:	Timekeeper: 
-----------	----------------	---





Autodromo Nazionale Monza

TCR Europe

Race - 1

Provisional Classification by Driver Fastest Lap



Cls	N°	Driver	Nat	Team	Nat	Vehicle	Laps	Best	Time	Gap	Interval	Km/h
1	69	Jean-Karl Vernay	FRA	Leopard Lukoil Team	FRA	Audi RS3 LMS TCR	11	4	1:58.785			175.5
2	25	Mikel Azcona	ESP	PCR Sport	ESP	Cupra TCR	11	10	1:59.129	0.344	0.344	175.0
3	62	Dušan Borkovic	SRB	Target Competition	SRB	Hyundai i30 N TCR	11	9	1:59.203	0.418	0.074	174.9
4	99	Josh Files	GBR	Hell Energy Racing with KCMG	GBR	Honda Civic Type R FK7 TCR	11	4	1:59.366	0.581	0.163	174.7
5	88	Maxime Potty	BEL	Comtoyout Racing	BEL	Volkswagen Golf GTI TCR	11	10	1:59.393	0.608	0.027	174.6
6	34	Stian Paulsen	NOR	Stian Paulsen Racing	NOR	Cupra TCR	11	5	1:59.545	0.760	0.152	174.4
7	9	Attila Tassi	HUN	Hell Energy Racing with KCMG	HUN	Honda Civic Type R FK7 TCR	11	9	1:59.564	0.779	0.019	174.4
8	18	Fabrizio Giovanar	ITA	Team Mulsanne	ITA	Alfa Romeo Giulietta TCR	11	10	2:00.274	1.489	0.710	173.3
9	11	Jens Reno Møller	DEN	Reno Racing	DEN	Honda Civic Type R FK7 TCR	11	4	2:00.398	1.613	0.124	173.2
10	15	Peter Terting	DEU	Autodis Racing by Piro Sports	DEU	Hyundai i30 N TCR	11	4	2:00.420	1.635	0.022	173.1
11	42	Stefano Comini	SUI	Autodis Racing by THX	SUI	Honda Civic Type R FK7 TCR	11	4	2:00.469	1.684	0.049	173.1
12	32	Oliver Taylor	GBR	Pyro Motorsport	GBR	Honda Civic Type R FK7 TCR	11	10	2:00.599	1.814	0.130	172.9
13	8	Reece Barr	IRE	Target Competition	IRE	Hyundai i30 N TCR	11	9	2:00.686	1.901	0.087	172.8
14	3	Cosimo Barberini	ITA	Race Republic	ITA	Subaru WRX STI TCR	5	5	2:00.745	1.960	0.059	172.7
15	16	Nicola Baldan	ITA	M1RA	ITA	Hyundai i30 N TCR	11	11	2:00.842	2.057	0.097	172.5
16	17	Martin Ryba	SVK	Brutal Fish Racing Team	SVK	Volkswagen Golf GTI TCR	11	5	2:00.915	2.130	0.073	172.4
17	79	Jose M. Sapag	ARG	Baporo Motorsport	ARG	Cupra TCR	5	5	2:00.930	2.145	0.015	172.4
18	94	Kris Richard	SUI	Target Competition	SUI	Hyundai i30 N TCR	11	10	2:01.071	2.286	0.141	172.2
19	23	Francisco Abreu	POR	Sports & You	POR	Peugeot 308 TCR	11	4	2:01.076	2.291	0.005	172.2
20	7	Igor Stefanovski	MKD	Stefanovski Racing Team	MKD	Hyundai i30 N TCR	11	9	2:01.313	2.528	0.237	171.9
21	10	Viktor Davidovsky	MKD	PSS Racing Team	MKD	Honda Civic Type R FK7 TCR	11	11	2:01.534	2.749	0.221	171.5
22	76	Daniele Cappellar	ITA	Cappellari Reparto Corse	ITA	Volkswagen Golf GTI TCR	11	5	2:01.787	3.002	0.253	171.2
23	63	Giovanni Altoè	ITA	Pit Lane Competizioni	ITA	Audi RS3 LMS TCR DSG	11	11	2:01.829	3.044	0.042	171.1
24	77	Roberto Russo	ITA	Race Republic-Top Run	ITA	Subaru WRX STI TCR	11	11	2:02.525	3.740	0.696	170.2
25	38	Danny Kroes	NED	PCR Sport	NED	Cupra TCR	1	1	2:51.711	52.926	49.186	121.4
26	99	Dániel Nagy	HUN	M1RA	HUN	Hyundai i30 N TCR	1	1	2:53.518	54.733	1.807	120.1





Autodromo Nazionale Monza

TCR Europe


Race - 1

Distance and Speed Average



Cls	Nº	Driver	Nat	Team	Nat	Vehicle	Cls	Laps	Distance	Total Time	Km/h
1	69	Jean-Karl Vernay	FRA	Leopard Lukoil Team	FRA	Audi RS3 LMS TCR	1	11	63.72	25:11.646	151.7
2	25	Mikel Azcona	ESP	PCR Sport	ESP	Cupra TCR	1	11	63.72	25:12.215	151.6
3	99	Josh Files	GBR	Hell Energy Racing with KCMG	GBR	Honda Civic Type R FK7 TCR	1	11	63.72	25:13.286	151.5
4	88	Maxime Potty	BEL	Comtoyou Racing	BEL	Volkswagen Golf GTI TCR	1	11	63.72	25:13.610	151.5
5	62	Dušan Borkovic	SRB	Target Competition	SRB	Hyundai i30 N TCR	1	11	63.72	25:14.053	151.5
6	9	Attila Tassi	HUN	Hell Energy Racing with KCMG	HUN	Honda Civic Type R FK7 TCR	2	11	63.72	25:17.097	151.2
7	42	Stefano Comini	SUI	Autodis Racing by THX	SUI	Honda Civic Type R FK7 TCR	3	11	63.72	25:20.352	150.8
8	18	Fabrizio Giovanardi	ITA	Team Mulsanne	ITA	Alfa Romeo Giulietta TCR	1	11	63.72	25:21.638	150.7
9	15	Peter Terting	DEU	Autodis Racing by Piro Sports	DEU	Hyundai i30 N TCR	2	11	63.72	25:22.096	150.7
10	34	Stian Paulsen	NOR	Stian Paulsen Racing	NOR	Cupra TCR	2	11	63.72	25:22.507	150.6
11	32	Oliver Taylor	GBR	Pyro Motorsport	GBR	Honda Civic Type R FK7 TCR	4	11	63.72	25:24.515	150.4
12	16	Nicola Baldan	ITA	M1RA	ITA	Hyundai i30 N TCR	3	11	63.72	25:25.066	150.4
13	94	Kris Richard	SUI	Target Competition	SUI	Hyundai i30 N TCR	4	11	63.72	25:25.280	150.4
14	23	Francisco Abreu	POR	Sports & You	POR	Peugeot 308 TCR	1	11	63.72	25:27.114	150.2
15	7	Igor Stefanovski	MKD	Stefanovski Racing Team	MKD	Hyundai i30 N TCR	5	11	63.72	25:27.529	150.1
16	17	Martin Ryba	SVK	Brutal Fish Racing Team	SVK	Volkswagen Golf GTI TCR	2	11	63.72	25:28.603	150.0
17	8	Reece Barr	IRE	Target Competition	IRE	Hyundai i30 N TCR	6	11	63.72	25:29.585	149.9
18	11	Jens Reno Møller	DEN	Reno Racing	DEN	Honda Civic Type R FK7 TCR	5	11	63.72	25:30.705	149.8
19	63	Giovanni Altoè	ITA	Pit Lane Competizioni	ITA	Audi RS3 LMS TCR DSG	2	11	63.72	25:32.387	149.7
20	10	Viktor Davidovsky	MKD	PSS Racing Team	MKD	Honda Civic Type R FK7 TCR	6	11	63.72	25:33.114	149.6
21	77	Roberto Russo	ITA	Race Republic-Top Run	ITA	Subaru WRX STI TCR	1	11	63.72	25:34.807	149.4
22	76	Daniele Cappellari	ITA	Cappellari Reparto Corse	ITA	Volkswagen Golf GTI TCR	3	11	63.72	25:35.476	149.4
Not classified: (Requirements: 75% of number laps of leader = 9 Laps)											
	3	Cosimo Barberini	ITA	Race Republic	ITA	Subaru WRX STI TCR	2	5	28.96	11:38.512	149.2
	79	Jose M. Sapag	ARG	Baporo Motorsport	ARG	Cupra TCR	3	5	28.96	11:39.844	148.9
	38	Danny Kroes	NED	PCR Sport	NED	Cupra TCR	4	1	05.79	2:51.711	121.4
	999	Dániel Nagy	HUN	M1RA	HUN	Hyundai i30 N TCR	7	1	05.79	2:53.518	120.1
	630	Benjamin Lessennes	BEL	Autodis Racing by THX	BEL	Honda Civic Type R FK7 TCR	7				
	44	Salvatore Tavano	ITA	Scuderia Girasole	ITA	Cupra TCR	5				





3

Cosimo Barberini

Subaru WRX STI TCR

10

Viktor Davidovsky

Honda Civic Type R FK7 TCR

Race Republic

PSS Racing Team

Lap D	Time	Sector 1	Sector 2	Sector 3	T. Spd	Elapsed	Lap D	Time	Sector 1	Sector 2	Sector 3	T. Spd	Elapsed
1	2:11.213	47.385	42.354	41.474	204.9	2:11.213	1	2:14.817	50.920	42.037	41.860	203.0	2:14.817
2	2:25.213	50.466	48.964	45.783	124.1	4:36.426	2	2:29.542	53.162	48.475	47.905	98.0	4:44.359
3	2:59.835	50.634	1:04.956	1:04.245	146.9	7:36.261	3	2:54.749	49.099	1:04.885	1:00.765	163.8	7:39.108
4	2:01.506	38.568	41.645	41.293	241.0	9:37.767	4	2:03.966	39.724	42.542	41.700	235.8	9:43.074
5	2:00.745	38.260	41.198	41.287	246.5	11:38.512	5	2:01.870	39.195	41.297	41.378	236.3	11:44.944
6		39.523			243.7		6	2:06.184	38.745	41.383	46.056	243.2	13:51.128

7

Igor Stefanovski

Hyundai i30 N TCR

Stefanovski Racing Team

Lap D	Time	Sector 1	Sector 2	Sector 3	T. Spd	Elapsed
1	2:13.239	47.899	43.547	41.793	201.8	2:13.239
2	2:26.492	51.305	47.863	47.324	117.2	4:39.731
3	2:57.990	49.754	1:05.140	1:03.096	146.1	7:37.721
4	2:02.151	39.670	41.135	41.346	226.4	9:39.872
5	2:02.321	39.156	41.933	41.232	237.8	11:42.193
6	2:06.292	39.135	40.832	46.325	243.7	13:48.485
7	3:00.607	53.765	1:05.353	1:01.489	148.7	16:49.092
8	2:33.637	53.210	50.992	49.435	143.4	19:22.729
9	2:01.313	38.887	40.858	41.568	243.7	21:24.042
10	2:01.603	39.077	41.021	41.505	246.5	23:25.645
11	2:01.884	38.757	41.730	41.397	243.7	25:27.529

8

Reece Barr

Hyundai i30 N TCR

Target Competition

Lap D	Time	Sector 1	Sector 2	Sector 3	T. Spd	Elapsed
1	2:14.602	48.457	43.940	42.205	207.2	2:14.602
2	2:29.328	52.607	48.801	47.920	101.7	4:43.930
3	2:54.980	48.733	1:05.121	1:01.126	170.0	7:38.910
4	2:02.264	39.805	41.638	40.821	228.3	9:41.174
5	2:01.596	38.782	41.417	41.397	246.0	11:42.770
6	2:06.229	38.663	41.496	46.070	246.5	13:48.999
7	3:01.422	53.800	1:05.462	1:02.160	138.1	16:50.421
8	2:32.906	52.816	50.816	49.274	150.2	19:23.327
9	2:00.686	38.848	40.577	41.261	246.5	21:24.013
10	2:03.397	39.246	42.251	41.900	241.0	23:27.410
11	2:02.175	40.189	40.927	41.059	247.7	25:29.585

9

Attila Tassi

Honda Civic Type R FK7 TCR

Hell Energy Racing with KCMG

Lap D	Time	Sector 1	Sector 2	Sector 3	T. Spd	Elapsed
1	2:03.409	41.309	41.210	40.890	189.1	2:03.409
2	2:17.714	43.257	46.893	47.564	188.8	4:21.123
3	3:09.004	53.473	1:05.046	1:10.485	177.3	7:30.127
4	1:59.870	38.640	40.404	40.826	241.0	9:29.997
5	2:00.694	38.480	41.310	40.904	242.6	11:30.691
6	2:07.782	38.858	40.873	48.051	242.1	13:38.473
7	2:59.469	53.927	1:05.142	1:00.400	164.1	16:37.942
8	2:38.623	53.076	52.977	52.570	132.5	19:16.565
9	1:59.564	38.360	40.342	40.862	243.2	21:16.129
10	2:00.387	38.546	40.830	41.011	243.2	23:16.516
11	2:00.581	38.733	40.683	41.165	243.2	25:17.097

7

Hyundai i30 N TCR

Stefanovski Racing Team

Lap D	Time	Sector 1	Sector 2	Sector 3	T. Spd	Elapsed
7	3:00.844	53.062	1:05.524	1:02.258	143.6	16:51.972
8	2:32.851	52.732	50.286	49.833	146.5	19:24.823
9	2:03.675	38.776	41.424	43.475	227.8	21:28.498
10	2:03.082	39.143	42.419	41.520	235.2	23:31.580
11	2:01.534	38.691	41.249	41.594	242.6	25:33.114

11

Jens Reno Møller

Honda Civic Type R FK7 TCR

Reno Racing

Lap D	Time	Sector 1	Sector 2	Sector 3	T. Spd	Elapsed
1	2:08.289	44.235	42.275	41.779	192.5	2:08.289
2	2:20.049	48.038	45.473	46.538	156.9	4:28.338
3	3:04.341	51.496	1:04.783	1:08.062	177.0	7:32.679
4	2:00.398	38.775	40.555	41.068	242.1	9:33.077
5	2:01.324	38.557	41.373	41.394	242.6	11:34.401
6	2:07.407	38.906	40.783	47.718	237.8	13:41.808
7	3:00.563	54.721	1:05.854	59.988	152.3	16:42.371
8	2:36.255	53.530	51.531	51.194	119.6	19:18.626
9	2:00.781	38.899	40.543	41.339	241.6	21:19.407
10	2:10.095	38.854	41.816	49.425	238.9	23:29.502
11	2:01.203	38.652	41.333	41.218	242.1	25:30.705

15

Peter Terting

Hyundai i30 N TCR

Autodis Racing by Piro Sports

Lap D	Time	Sector 1	Sector 2	Sector 3	T. Spd	Elapsed
1	2:09.259	44.828	42.768	41.663	197.8	2:09.259
2	2:19.764	47.430	45.519	46.815	150.8	4:29.023
3	3:03.921	51.734	1:04.404	1:07.783	169.0	7:32.944
4	2:00.420	38.872	40.358	41.190	237.8	9:33.364
5	2:00.504	38.549	40.777	41.178	243.7	11:33.868
6	2:06.004	38.537	40.239	47.228	243.7	13:39.872
7	2:59.885	54.613	1:05.362	59.910	162.6	16:39.757
8	2:37.777	53.762	51.930	52.085	135.0	19:17.534
9	2:01.011	38.705	40.771	41.535	246.5	21:18.545
10	2:02.142	39.985	41.089	41.068	240.5	23:20.687
11	2:01.409	39.162	40.963	41.284	242.6	25:22.096


16

Nicola Baldan

Hyundai i30 N TCR

M1RA

Lap D	Time	Sector 1	Sector 2	Sector 3	T. Spd	Elapsed
1	2:08.180	43.710	42.556	41.914	196.7	2:08.180
2	2:19.681	47.370	45.590	46.721	153.8	4:27.861
3	3:04.729	51.443	1:04.919	1:08.367	175.6	7:32.590
4	2:03.535	39.720	41.358	42.457	221.3	9:36.125
5	2:01.644	38.778	41.461	41.405	247.1	11:37.769
6	2:09.657	39.114	42.195	48.348	246.0	13:47.426
7	3:00.250	53.589	1:05.294	1:01.367	147.5	16:47.676
8	2:33.737	52.916	50.998	49.823	149.1	19:21.413
9	2:01.719	38.972	41.238	41.509	240.5	21:23.132
10	2:01.092	38.991	40.605	41.496	243.7	23:24.224
11	2:00.842	38.593	40.816	41.433	244.8	25:25.066



Autodromo Nazionale Monza

TCR Europe

Race - 1

Lap Analysis



17

Martin Ryba

Volkswagen Golf GTI TCR

32

Oliver Taylor

Honda Civic Type R FK7 TCR

Brutal Fish Racing Team

Pyro Motorsport

Lap D	Time	Sector 1	Sector 2	Sector 3	T. Spd	Elapsed	Lap D	Time	Sector 1	Sector 2	Sector 3	T. Spd	Elapsed
1	2:12.014	47.903	42.638	41.473	208.4	2:12.014	1	2:10.576	47.218	41.952	41.406	197.0	2:10.576
2	2:26.185	50.423	48.705	47.057	126.4	4:38.199	2	2:24.282	50.242	48.802	45.238	130.7	4:34.858
3	2:58.529	49.857	1:04.489	1:04.183	156.9	7:36.728	3	3:00.521	50.989	1:05.305	1:04.227	149.5	7:35.379
4	2:01.584	38.518	41.702	41.364	241.6	9:38.312	4	2:01.526	38.824	41.457	41.245	232.2	9:36.905
5	2:00.915	38.420	41.072	41.423	248.8	11:39.227	5	2:01.345	38.607	41.454	41.284	237.3	11:38.250
6	2:08.861	38.785	41.657	48.419	250.0	13:48.088	6	2:07.061	38.796	41.438	46.827	243.2	13:45.311
7	3:00.303	53.384	1:05.525	1:01.394	143.4	16:48.391	7	3:00.993	54.225	1:05.861	1:00.907	160.4	16:46.304
8	2:33.724	52.713	51.441	49.570	137.9	19:22.115	8	2:33.731	52.926	51.414	49.391	124.8	19:20.035
9	2:01.450	38.470	41.440	41.540	239.4	21:23.565	9	2:02.398	39.002	42.417	40.979	239.4	21:22.433
10	2:03.675	39.567	42.125	41.983	251.7	23:27.240	10	2:00.599	38.537	40.775	41.287	241.6	23:23.032
11	2:01.363	39.074	40.919	41.370	246.5	25:28.603	11	2:01.483	38.925	41.176	41.382	230.2	25:24.515

18

Fabrizio Giovanardi

Alfa Romeo Giulietta TCR

34

Stian Paulsen

Cupra TCR

Team Mulsanne

Stian Paulsen Racing

Lap D	Time	Sector 1	Sector 2	Sector 3	T. Spd	Elapsed	Lap D	Time	Sector 1	Sector 2	Sector 3	T. Spd	Elapsed
1	2:09.434	44.798	43.269	41.367	202.2	2:09.434	1	2:09.599	44.957	42.735	41.907	197.0	2:09.599
2	2:20.116	47.877	45.914	46.325	139.3	4:29.550	2	2:23.002	49.241	48.537	45.224	133.4	4:32.601
3	3:04.102	51.918	1:04.509	1:07.675	165.3	7:33.652	3	3:01.389	50.469	1:05.614	1:05.306	154.2	7:33.990
4	2:02.163	39.141	41.116	41.906	234.7	9:35.815	4	2:01.017	38.510	41.211	41.296	252.3	9:35.007
5	2:01.094	38.545	41.393	41.156	236.8	11:36.909	5	1:59.545	38.251	40.463	40.831	246.0	11:34.552
6	2:05.854	38.266	40.818	46.770	243.7	13:42.763	6	2:06.759	38.430	40.263	48.066	247.1	13:41.311
7	3:00.141	54.632	1:05.902	59.607	149.3	16:42.904	7	3:00.510	54.543	1:05.867	1:00.100	161.1	16:41.821
8	2:36.117	53.396	51.802	50.919	112.7	19:19.021	8	2:36.197	53.326	51.457	51.414	119.8	19:18.018
9	2:01.894	39.552	41.324	41.018	233.2	21:20.915	9	2:00.541	38.382	40.768	41.391	244.8	21:18.559
10	2:00.274	38.267	40.882	41.125	242.6	23:21.189	10	2:03.423	38.895	42.910	41.618	238.9	23:21.982
11	2:00.449	38.500	40.943	41.006	244.3	25:21.638	11	2:00.525	38.175	40.899	41.451	247.7	25:22.507

23

Francisco Abreu

Peugeot 308 TCR

38

Danny Kroes

Cupra TCR

Sports & You

PCR Sport

Lap D	Time	Sector 1	Sector 2	Sector 3	T. Spd	Elapsed	Lap D	Time	Sector 1	Sector 2	Sector 3	T. Spd	Elapsed						
1	2:09.684	44.652	42.574	42.458	196.0	2:09.684	1	2:51.711 P	44.330	1:00.980	1:06.401	201.4	2:51.711						
2	2:24.237	49.977	49.230	45.030	132.1	4:33.921	42 Stefano Comini Honda Civic Type R FK7 TCR Autodis Racing by THX						2	2:18.612	45.382	46.402	46.828	214.7	4:26.629
3	3:00.848	50.152	1:05.394	1:05.302	153.4	7:34.769							3	3:05.039	51.579	1:05.079	1:08.381	191.4	7:31.668
4	2:01.076	38.582	41.213	41.281	244.3	9:35.845	4	2:00.469	38.770	40.643	41.056	241.6	9:32.137						
5	2:01.435	38.420	41.743	41.272	241.0	11:37.280	5	2:00.570	38.650	40.661	41.259	242.1	11:32.707						
6	2:06.586	38.450	40.959	47.177	242.6	13:43.866	6	2:06.574	38.674	40.652	47.248	242.6	13:39.281						
7	3:00.126	54.237	1:05.997	59.892	165.1	16:43.992	7	2:59.636	54.669	1:05.101	59.866	166.6	16:38.917						
8	2:35.252	53.772	51.231	50.249	118.9	19:19.244	8	2:38.320	52.945	53.123	52.252	123.7	19:17.237						
9	2:02.181	39.350	41.674	41.157	239.4	21:21.425	9	2:01.080	38.604	41.040	41.436	242.6	21:18.317						
10	2:01.367	38.846	41.050	41.471	241.6	23:22.792	10	2:00.907	38.763	40.749	41.395	241.0	23:19.224						
11	2:04.322	41.417	41.671	41.234	245.4	25:27.114	11	2:01.128	38.838	40.735	41.555	240.5	25:20.352						

25

Mikel Azcona

Cupra TCR

PCR Sport

Lap D	Time	Sector 1	Sector 2	Sector 3	T. Spd	Elapsed
1	2:01.653	40.824	40.251	40.578	189.4	2:01.653
2	2:14.444	42.393	45.829	46.222	243.2	4:16.097
3	3:12.383	55.899	1:05.411	1:11.073	175.0	7:28.480
4	1:59.143	38.545	40.057	40.541	238.9	9:27.623
5	1:59.808	38.551	40.565	40.692	239.4	11:27.431
6	2:07.499	38.379	40.735	48.385	244.8	13:34.930
7	3:00.466	55.491	1:04.911	1:00.064	137.5	16:35.396
8	2:38.785	52.366	54.055	52.364	149.1	19:14.181
9	1:59.569	38.677	40.310	40.582	238.4	21:13.750
10	1:59.129	38.123	40.321	40.685	246.5	23:12.879
11	1:59.336	38.010	40.663	40.663	247.7	25:12.215

44


Salvatore Tavano

Cupra TCR

Scuderia Girasole

Lap D	Time	Sector 1	Sector 2	Sector 3	T. Spd	Elapsed
1	2:08.017	43.852	42.493	41.672	189.4	2:08.017
2	2:18.612	45.382	46.402	46.828	214.7	4:26.629
3	3:05.039	51.579	1:05.079	1:08.381	191.4	7:31.668
4	2:00.469	38.770	40.643	41.056	241.6	9:32.137
5	2:00.570	38.650	40.661	41.259	242.1	11:32.707
6	2:06.574	38.674	40.652	47.248	242.6	13:39.281
7	2:59.636	54.669	1:05.101	59.866	166.6	16:38.917
8	2:38.320	52.945	53.123	52.252	123.7	19:17.237
9	2:01.080	38.604	41.040	41.436	242.6	21:18.317
10	2:00.907	38.763	40.749	41.395	241.0	23:19.224
11	2:01.128	38.838	40.735	41.555	240.5	25:20.352





62

Dušan Borkovic

Hyundai i30 N TCR

77

Roberto Russo

Subaru WRX STI TCR

Target Competition

Race Republic-Top Run

Lap D	Time	Sector 1	Sector 2	Sector 3	T. Spd	Elapsed	Lap D	Time	Sector 1	Sector 2	Sector 3	T. Spd	Elapsed
1	2:04.104	42.062	40.981	41.061	191.4	2:04.104	1	2:14.326	48.293	43.735	42.298	177.9	2:14.326
2	2:18.925	43.911	46.879	48.135	180.9	4:23.029	2	2:28.953	52.189	48.994	47.770	103.9	4:43.279
3	3:07.889	52.999	1:06.192	1:08.698	160.7	7:30.918	3	2:55.392	48.661	1:05.393	1:01.338	166.6	7:38.671
4	1:59.883	38.662	40.375	40.846	238.9	9:30.801	4	2:04.167	39.579	42.790	41.798	221.7	9:42.838
5	2:00.070	38.554	40.588	40.928	248.2	11:30.871	5	2:04.767	40.842	42.280	41.645	225.9	11:47.605
6	2:06.560	38.516	40.334	47.710	246.0	13:37.431	6	2:05.896	38.512	41.187	46.197	223.6	13:53.501
7	2:59.886	54.527	1:05.077	1:00.282	150.8	16:37.317	7	3:00.588	53.047	1:04.944	1:02.597	121.2	16:54.089
8	2:38.663	53.037	53.104	52.522	142.6	19:15.980	8	2:32.265	51.877	49.814	50.574	115.2	19:26.354
9	1:59.203	38.560	39.994	40.649	241.0	21:15.183	9	2:02.893	39.043	41.896	41.954	237.3	21:29.247
10	1:59.429	38.409	40.156	40.864	244.8	23:14.612	10	2:03.035	38.601	42.399	42.035	235.8	23:32.282
11	1:59.441	38.538	40.106	40.797	245.4	25:14.053	11	2:02.525	39.014	41.745	41.766	233.2	25:34.807

63

Giovanni Altoè

Audi RS3 LMS TCR DSG

79

Jose M. Sapag

Cupra TCR

Pit Lane Competizioni

Baporo Motorsport

Lap D	Time	Sector 1	Sector 2	Sector 3	T. Spd	Elapsed	Lap D	Time	Sector 1	Sector 2	Sector 3	T. Spd	Elapsed
1	2:12.995	47.738	43.448	41.809	207.6	2:12.995	1	2:14.097	48.582	43.583	41.932	199.2	2:14.097
2	2:26.201	50.741	48.040	47.420	119.7	4:39.196	2	2:26.699	50.953	47.909	47.837	111.1	4:40.796
3	2:58.019	49.519	1:05.067	1:03.433	151.2	7:37.215	3	2:57.113	49.433	1:04.792	1:02.888	149.7	7:37.909
4	2:02.425	39.264	41.813	41.348	227.8	9:39.640	4	2:01.005	38.552	41.084	41.369	239.4	9:38.914
5	2:03.714	39.115	42.454	42.145	228.8	11:43.354	5	2:00.930	38.246	41.254	41.430	247.1	11:39.844
6	2:06.530	38.754	41.827	45.949	240.5	13:49.884	6		38.276			241.0	
7	3:01.336	53.710	1:05.446	1:02.180	137.2	16:51.220	7						
8	2:33.000	52.810	50.407	49.783	149.5	19:24.220	8						
9	2:04.106	38.951	41.684	43.471	223.1	21:28.326	9						
10	2:02.232	39.138	41.623	41.471	241.0	23:30.558	10						
11	2:01.829	38.803	41.539	41.487	246.0	25:32.387	11						

88

Maxime Potty

Volkswagen Golf GTI TCR

Comtoy Racing

Lap D	Time	Sector 1	Sector 2	Sector 3	T. Spd	Elapsed
1	2:03.664	42.025	40.778	40.861	193.2	2:03.664
2	2:18.281	43.473	46.904	47.904	182.7	4:21.945
3	3:08.420	53.451	1:04.847	1:10.122	173.9	7:30.365
4	2:00.059	38.621	40.773	40.665	228.8	9:30.424
5	1:59.682	38.155	40.748	40.779	246.5	11:30.106
6	2:06.081	38.449	40.523	47.109	244.3	13:36.187
7	3:00.416	55.247	1:05.148	1:00.021	137.0	16:36.603
8	2:38.490	52.876	53.410	52.204	146.7	19:15.093
9	1:59.675	38.431	40.610	40.634	241.0	21:14.768
10	1:59.393	38.209	40.590	40.594	246.0	23:14.161
11	1:59.449	38.427	40.343	40.679	243.7	25:13.610

69

Jean-Karl Vernay

Audi RS3 LMS TCR

Leopard Lukoil Team

Lap D	Time	Sector 1	Sector 2	Sector 3	T. Spd	Elapsed
1	2:02.191	41.301	40.531	40.359	187.1	2:02.191
2	2:16.298	43.279	46.015	47.004	208.8	4:18.489
3	3:10.583	54.742	1:05.120	1:10.721	180.0	7:29.072
4	1:58.785	38.149	40.218	40.418	235.2	9:27.857
5	1:59.272	37.944	40.487	40.841	250.5	11:27.129
6	2:07.016	38.190	40.805	48.021	248.8	13:34.145
7	3:00.389	55.502	1:03.992	1:00.895	138.6	16:34.534
8	2:39.396	51.817	54.422	53.157	148.9	19:13.930
9	1:59.182	38.370	40.311	40.501	247.1	21:13.112
10	1:58.962	38.124	40.429	40.409	248.2	23:12.074
11	1:59.572	37.993	40.202	41.377	248.8	25:11.646

94

Kris Richard

Hyundai i30 N TCR

Target Competition

Lap D	Time	Sector 1	Sector 2	Sector 3	T. Spd	Elapsed
1	2:09.831	46.197	42.382	41.252	203.7	2:09.831
2	2:24.585	50.376	49.114	45.095	131.7	4:34.416
3	3:00.596	50.543	1:05.117	1:04.936	148.9	7:35.012
4	2:01.253	39.051	40.748	41.454	242.1	9:36.265
5	2:01.605	38.755	41.525	41.325	235.2	11:37.870
6	2:06.853	38.835	40.644	47.374	246.5	13:44.723
7	3:00.171	54.005	1:06.063	1:00.103	154.2	16:44.894
8	2:34.727	53.564	51.289	49.874	117.5	19:19.621
9	2:01.857	39.229	41.654	40.974	242.1	21:21.478
10	2:01.071	38.669	40.324	42.078	238.9	23:22.549
11	2:02.731	40.797	40.473	41.461	241.0	25:25.280

76

Daniele Cappellari

Volkswagen Golf GTI TCR

Cappellari Reparto Corse

Lap D	Time	Sector 1	Sector 2	Sector 3	T. Spd	Elapsed
1	2:17.385	51.497	43.315	42.573	191.1	2:17.385
2	2:27.896	51.070	48.598	48.228	105.9	4:45.281
3	2:56.041	48.570	1:05.030	1:02.441	165.1	7:41.322
4	2:02.831	39.163	41.780	41.888	222.2	9:44.153
5	2:01.787	38.887	41.250	41.650	232.7	11:45.940
6	2:05.531	38.792	41.626	45.113	224.5	13:51.471
7	3:01.332	53.452	1:05.737	1:02.143	147.9	16:52.803
8	2:33.226	52.561	50.072	50.593	143.0	19:26.029
9	2:03.796	39.641	41.984	42.171	227.8	21:29.825
10	2:02.946	38.826	42.018	42.102	235.2	23:32.771
11	2:02.705	38.826	41.715	42.164	238.9	25:35.476





Autodromo Nazionale Monza

TCR Europe

Race - 1

Lap Analysis



99

Josh Files

Honda Civic Type R FK7 TCR

Hell Energy Racing with KCMG

Lap	D	Time	Sector 1	Sector 2	Sector 3	T. Spd	Elapsed
1		2:03.059	41.481	40.859	40.719	190.8	2:03.059
2		2:16.422	42.930	46.994	46.498	201.4	4:19.481
3		3:10.126	54.246	1:05.060	1:10.820	177.6	7:29.607
4		1:59.366	38.540	40.120	40.706	236.8	9:28.973
5		1:59.956	38.552	40.494	40.910	239.4	11:28.929
6		2:06.562	38.445	40.414	47.703	241.0	13:35.491
7		3:00.371	55.375	1:05.052	59.944	138.8	16:35.862
8		2:38.690	53.058	53.263	52.369	145.9	19:14.552
9		1:59.840	38.414	40.624	40.802	236.3	21:14.392
10		1:59.402	38.289	40.379	40.734	241.0	23:13.794
11		1:59.492	38.438	40.182	40.872	240.0	25:13.286

630

Benjamin Lessennes

Honda Civic Type R FK7 TCR

Autodis Racing by THX

Lap	D	Time	Sector 1	Sector 2	Sector 3	T. Spd	Elapsed
1			44.667	42.201		192.5	

999

Dániel Nagy

Hyundai i30 N TCR

M1RA

Lap	D	Time	Sector 1	Sector 2	Sector 3	T. Spd	Elapsed
1		2:53.518 P	45.293	1:05.320	1:02.905	196.7	2:53.518





Autodromo Nazionale Monza

TCR Europe

Race - 1

Analysis by Lap



Num	Lap Time	Gap	Num	Lap Time	Gap	Num	Lap Time	Gap	Num	Lap Time	Gap	Num	Lap Time	Gap
Lap 1			34	2:23.002	16.504	Lap 4			94	2:01.605	10.741	88	3:00.416	02.069
25	2:01.653		23	2:24.237	17.824	25	1:59.143		32	2:01.345	11.121	62	2:59.886	02.783
69	2:02.191	00.538	94	2:24.585	18.319	69	1:58.785	00.234	3	2:00.745	11.383	9	2:59.469	03.408
99	2:03.059	01.406	32	2:24.282	18.761	99	1:59.366	01.350	17	2:00.915	12.098	42	2:59.636	04.383
9	2:03.409	01.756	3	2:25.213	20.329	9	1:59.870	02.374	79	2:00.930	12.715	15	2:59.885	05.223
88	2:03.664	02.011	17	2:26.185	22.102	88	2:00.059	02.801	7	2:02.321	15.064	34	3:00.510	07.287
62	2:04.104	02.451	63	2:26.201	23.099	62	1:59.883	03.178	8	2:01.596	15.641	11	3:00.563	07.837
42	2:08.017	06.364	7	2:26.492	23.634	42	2:00.469	04.514	63	2:03.714	16.225	18	3:00.141	08.370
16	2:08.180	06.527	79	2:26.699	24.699	11	2:00.398	05.454	10	2:01.870	17.815	23	3:00.126	09.458
11	2:08.289	06.636	77	2:28.953	27.182	15	2:00.420	05.741	76	2:01.787	18.811	94	3:00.171	10.360
15	2:09.259	07.606	8	2:29.328	27.833	34	2:01.017	07.384	77	2:04.767	20.476	32	3:00.993	11.770
18	2:09.434	07.781	10	2:29.542	28.262	18	2:02.163	08.192	Num Lap Time Gap			16	3:00.250	13.142
34	2:09.599	07.946	76	2:27.896	29.184	23	2:01.076	08.222	Lap 6			17	3:00.303	13.857
23	2:09.684	08.031	Num Lap Time Gap			16	2:03.535	08.502	69	2:07.016		7	3:00.607	14.558
94	2:09.831	08.178	Lap 3			94	2:01.253	08.642	25	2:07.499	00.785	8	3:01.422	15.887
32	2:10.576	08.923	25	3:12.383		32	2:01.526	09.282	99	2:06.562	01.346	63	3:01.336	16.686
3	2:11.213	09.560	69	3:10.583	00.592	3	2:01.506	10.144	88	2:06.081	02.042	10	3:00.844	17.438
17	2:12.014	10.361	99	3:10.126	01.127	17	2:01.584	10.689	62	2:06.560	03.286	76	3:01.332	18.269
63	2:12.995	11.342	9	3:09.004	01.647	79	2:01.005	11.291	9	2:07.782	04.328	77	3:00.588	19.555
7	2:13.239	11.586	88	3:08.420	01.885	63	2:02.425	12.017	42	2:06.574	05.136	Num Lap Time Gap		
79	2:14.097	12.444	62	3:07.889	02.438	7	2:02.151	12.249	15	2:06.004	05.727	Lap 8		
77	2:14.326	12.673	42	3:05.039	03.188	8	2:02.264	13.551	34	2:06.759	07.166	69	2:39.396	
8	2:14.602	12.949	16	3:04.729	04.110	77	2:04.167	15.215	11	2:07.407	07.663	25	2:38.785	00.251
10	2:14.817	13.164	11	3:04.341	04.199	10	2:03.966	15.451	18	2:05.854	08.618	99	2:38.690	00.622
76	2:17.385	15.732	15	3:03.921	04.464	76	2:02.831	16.530	23	2:06.586	09.721	88	2:38.490	01.163
38	2:51.711	50.058	18	3:04.102	05.172	Num Lap Time Gap			94	2:06.853	10.578	62	2:38.663	02.050
999	2:53.518	51.865	34	3:01.389	05.510	Lap 5			32	2:07.061	11.166	9	2:38.623	02.635
Num Lap Time Gap			23	3:00.848	06.289	69	1:59.272		16	2:09.657	13.281	42	2:38.320	03.307
Lap 2			94	3:00.596	06.532	25	1:59.808	00.302	17	2:08.861	13.943	15	2:37.777	03.604
25	2:14.444		32	3:00.521	06.899	99	1:59.956	01.800	7	2:06.292	14.340	34	2:36.197	04.088
69	2:16.298	02.392	3	2:59.835	07.781	88	1:59.682	02.977	8	2:06.229	14.854	11	2:36.255	04.696
99	2:16.422	03.384	17	2:58.529	08.248	9	2:00.694	03.562	63	2:06.530	15.739	18	2:36.117	05.091
9	2:17.714	05.026	63	2:58.019	08.735	62	2:00.070	03.742	10	2:06.184	16.983	23	2:35.252	05.314
88	2:18.281	05.848	7	2:57.990	09.241	42	2:00.570	05.578	76	2:05.531	17.326	94	2:34.727	05.691
62	2:18.925	06.932	79	2:57.113	09.429	15	2:00.504	06.739	77	2:05.896	19.356	32	2:33.731	06.105
42	2:18.612	10.532	77	2:55.392	10.191	11	2:01.324	07.272	Num Lap Time Gap			16	2:33.737	07.483
16	2:19.681	11.764	8	2:54.980	10.430	34	1:59.545	07.423	Lap 7			17	2:33.724	08.185
11	2:20.049	12.241	10	2:54.749	10.628	18	2:01.094	09.780	69	3:00.389		7	2:33.637	08.799
15	2:19.764	12.926	76	2:56.041	12.842	23	2:01.435	10.151	25	3:00.466	00.862	8	2:32.906	09.397
18	2:20.116	13.453				16	2:01.644	10.640	99	3:00.371	01.328	63	2:33.000	10.290





Autodromo Nazionale Monza

TCR Europe

Race - 1

Analysis by Lap



Num	Lap Time	Gap	Num	Lap Time	Gap
10	2:32.851	10.893	23	2:01.367	10.718
76	2:33.226	12.099	32	2:00.599	10.958
77	2:32.265	12.424	16	2:01.092	12.150

Num	Lap Time	Gap	Num	Lap Time	Gap
7	2:01.603	13.571	17	2:03.675	15.166
17	2:03.675	15.166	8	2:03.397	15.336
8	2:03.397	15.336	11	2:10.095	17.428
11	2:10.095	17.428	63	2:02.232	18.484
63	2:02.232	18.484	10	2:03.082	19.506
10	2:03.082	19.506	77	2:03.035	20.208
77	2:03.035	20.208	76	2:02.946	20.697
76	2:02.946	20.697			

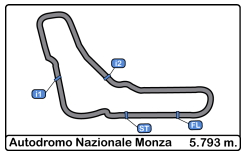
Lap 9

Num	Lap Time	Gap	Num	Lap Time	Gap
69	1:59.182		69	1:59.572	
25	1:59.569	00.638	25	1:59.336	00.569
99	1:59.840	01.280	99	1:59.492	01.640
88	1:59.675	01.656	88	1:59.449	01.964
62	1:59.203	02.071	62	1:59.441	02.407
9	1:59.564	03.017	9	2:00.581	05.451
42	2:01.080	05.205	42	2:01.128	08.706
15	2:01.011	05.433	18	2:00.449	09.992
34	2:00.541	05.447	15	2:01.409	10.450
11	2:00.781	06.295	34	2:00.525	10.861
18	2:01.894	07.803	32	2:01.483	12.869
23	2:02.181	08.313	32	2:01.483	12.869
94	2:01.857	08.366	16	2:00.842	13.420
32	2:02.398	09.321	94	2:02.731	13.634
16	2:01.719	10.020	23	2:04.322	15.468
17	2:01.450	10.453	7	2:01.884	15.883
8	2:00.686	10.901	17	2:01.363	16.957
7	2:01.313	10.930	8	2:02.175	17.939
63	2:04.106	15.214	11	2:01.203	19.059
10	2:03.675	15.386	63	2:01.829	20.741
77	2:02.893	16.135	10	2:01.534	21.468
76	2:03.796	16.713	77	2:02.525	23.161
			76	2:02.705	23.830

Lap 10

Num	Lap Time	Gap	Num	Lap Time	Gap
69	1:58.962		69	1:58.962	
25	1:59.129	00.805	25	1:59.129	00.805
99	1:59.402	01.720	99	1:59.402	01.720
88	1:59.393	02.087	88	1:59.393	02.087
62	1:59.429	02.538	62	1:59.429	02.538
9	2:00.387	04.442	9	2:00.387	04.442
42	2:00.907	07.150	42	2:00.907	07.150
15	2:02.142	08.613	15	2:02.142	08.613
18	2:00.274	09.115	18	2:00.274	09.115
34	2:03.423	09.908	34	2:03.423	09.908
94	2:01.071	10.475	94	2:01.071	10.475





Autodromo Nazionale Monza

TCR Europe

Race - 1

Best Sectors Results



Sector - 1			Sector - 2			Sector - 3			Ideal Lap vs Best Lap						
Clas	Nº	Driver	Time	Nº	Driver	Time	Nº	Driver	Time	Clas	Nº	Driver	Ideal Lap	Best Lap	Clas
1	69	Jean-Karl Vernay	37.944	62	Dušan Borkovic	39.994	69	Jean-Karl Vernay	40.359	1	69	Jean-Karl Vernay	1:58.505	1:58.785	1
2	25	Mikel Azcona	38.010	25	Mikel Azcona	40.057	25	Mikel Azcona	40.541	2	25	Mikel Azcona	1:58.608	1:59.129	2
3	88	Maxime Potty	38.155	99	Josh Files	40.120	88	Maxime Potty	40.594	3	62	Dušan Borkovic	1:59.052	1:59.203	3
4	34	Stian Paulsen	38.175	69	Jean-Karl Vernay	40.202	62	Dušan Borkovic	40.649	4	88	Maxime Potty	1:59.092	1:59.393	5
5	79	Jose M. Sapag	38.246	15	Peter Terting	40.239	99	Josh Files	40.706	5	99	Josh Files	1:59.115	1:59.366	4
6	3	Cosimo Barberini	38.260	34	Stian Paulsen	40.263	8	Reece Barr	40.821	6	34	Stian Paulsen	1:59.269	1:59.545	6
7	18	Fabrizio Giovanardi	38.266	94	Kris Richard	40.324	9	Attila Tassi	40.826	7	9	Attila Tassi	1:59.528	1:59.564	7
8	99	Josh Files	38.289	9	Attila Tassi	40.342	34	Stian Paulsen	40.831	8	15	Peter Terting	1:59.844	2:00.420	10
9	9	Attila Tassi	38.360	88	Maxime Potty	40.343	94	Kris Richard	40.974	9	94	Kris Richard	1:59.967	2:01.071	18
10	62	Dušan Borkovic	38.409	11	Jens Reno Møller	40.543	32	Oliver Taylor	40.979	10	8	Reece Barr	2:00.061	2:00.686	13
11	23	Francisco Abreu	38.420	8	Reece Barr	40.577	18	Fabrizio Giovanardi	41.006	11	18	Fabrizio Giovanardi	2:00.090	2:00.274	8
12	17	Martin Ryba	38.420	16	Nicola Baldan	40.605	42	Stefano Comini	41.056	12	11	Jens Reno Møller	2:00.168	2:00.398	9
13	77	Roberto Russo	38.512	42	Stefano Comini	40.643	15	Peter Terting	41.068	13	32	Oliver Taylor	2:00.291	2:00.599	12
14	15	Peter Terting	38.537	32	Oliver Taylor	40.775	11	Jens Reno Møller	41.068	14	42	Stefano Comini	2:00.303	2:00.469	11
15	32	Oliver Taylor	38.537	18	Fabrizio Giovanardi	40.818	23	Francisco Abreu	41.157	15	23	Francisco Abreu	2:00.536	2:01.076	19
16	11	Jens Reno Møller	38.557	7	Igor Stefanovski	40.832	7	Igor Stefanovski	41.232	16	16	Nicola Baldan	2:00.603	2:00.842	15
17	16	Nicola Baldan	38.593	17	Martin Ryba	40.919	3	Cosimo Barberini	41.287	17	79	Jose M. Sapag	2:00.699	2:00.930	17
18	42	Stefano Comini	38.604	23	Francisco Abreu	40.959	63	Giovanni Altoè	41.348	18	17	Martin Ryba	2:00.703	2:00.915	16
19	8	Reece Barr	38.663	79	Jose M. Sapag	41.084	17	Martin Ryba	41.364	19	3	Cosimo Barberini	2:00.745	2:00.745	14
20	94	Kris Richard	38.669	77	Roberto Russo	41.187	79	Jose M. Sapag	41.369	20	7	Igor Stefanovski	2:00.821	2:01.313	20
21	10	Viktor Davidovsky	38.691	3	Cosimo Barberini	41.198	10	Viktor Davidovsky	41.378	21	10	Viktor Davidovsky	2:01.318	2:01.534	21
22	63	Giovanni Altoè	38.754	10	Viktor Davidovsky	41.249	16	Nicola Baldan	41.405	22	77	Roberto Russo	2:01.344	2:02.525	24
23	7	Igor Stefanovski	38.757	76	Daniele Cappellari	41.250	77	Roberto Russo	41.645	23	63	Giovanni Altoè	2:01.641	2:01.829	23
24	76	Daniele Cappellari	38.792	63	Giovanni Altoè	41.539	76	Daniele Cappellari	41.650	24	76	Daniele Cappellari	2:01.692	2:01.787	22
25	38	Danny Kroes	44.330	630	Benjamin Lessennes	42.201	999	Dániel Nagy	1:02.905	25	38	Danny Kroes	2:51.711	2:51.711	25
26	63	Benjamin Lessennes	44.667	38	Danny Kroes	1:00.980	38	Danny Kroes	1:06.401	26	999	Dániel Nagy	2:53.518	2:53.518	26
27	99	Dániel Nagy	45.293	999	Dániel Nagy	1:05.320	630	Benjamin Lessennes	Transpo	27	630	Benjamin Lessennes	Transpo	Transpo	27
28	44	Salvatore Tavano	Transpo	44	Salvatore Tavano	Transpo	44	Salvatore Tavano	Transpo	28	44	Salvatore Tavano	Transpo	Transpo	28





Autodromo Nazionale Monza

TCR Europe

Race - 1

Leader Sequence



N°	Driver	Nat	Team	Nat	Vehicle	Start Lap	End Lap	Laps	Total Laps
25	Mikel Azcona	ESP	PCR Sport	ESP	Cupra TCR	1	4	4	4
69	Jean-Karl Vernay	FRA	Leopard Lukoil Team	FRA	Audi RS3 LMS TCR	5	11	7	7





Autodromo Nazionale Monza

TCR Europe

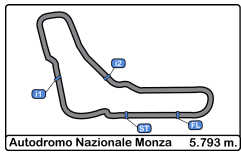
Race - 1

Best 5 Lap Times



Cls	N°	Driver	Nat	Team	Nat	Vehicle	Best 1		Best 2		Best 3		Best 4		Best 5	
							Time	Lap	Time	Lap	Time	Lap	Time	Lap	Time	Lap
1	69	Jean-Karl Vernay	FRA	Leopard Lukoil Team	FRA	Audi RS3 LMS TCR	1:58.785	4	1:58.962	10	1:59.182	9	1:59.272	5	1:59.572	11
2	25	Mikel Azcona	ESP	PCR Sport	ESP	Cupra TCR	1:59.129	10	1:59.143	4	1:59.336	11	1:59.569	9	1:59.808	5
3	62	Dušan Borkovic	SRB	Target Competition	SRB	Hyundai i30 N TCR	1:59.203	9	1:59.429	10	1:59.441	11	1:59.883	4	2:00.070	5
4	99	Josh Files	GBR	Hell Energy Racing with KCMG	GBR	Honda Civic Type R FK7 TCR	1:59.366	4	1:59.402	10	1:59.492	11	1:59.840	9	1:59.956	5
5	88	Maxime Potty	BEL	Comtoyou Racing	BEL	Volkswagen Golf GTI TCR	1:59.393	10	1:59.449	11	1:59.675	9	1:59.682	5	2:00.059	4
6	34	Stian Paulsen	NOR	Stian Paulsen Racing	NOR	Cupra TCR	1:59.545	5	2:00.525	11	2:00.541	9	2:01.017	4	2:03.423	10
7	9	Attila Tassi	HUN	Hell Energy Racing with KCMG	HUN	Honda Civic Type R FK7 TCR	1:59.564	9	1:59.870	4	2:00.387	10	2:00.581	11	2:00.694	5
8	18	Fabrizio	ITA	Team Mulsanne	ITA	Alfa Romeo Giulietta TCR	2:00.274	10	2:00.449	11	2:01.094	5	2:01.894	9	2:02.163	4
9	11	Jens Reno Møller	DEN	Reno Racing	DEN	Honda Civic Type R FK7 TCR	2:00.398	4	2:00.781	9	2:01.203	11	2:01.324	5	2:07.407	6
10	15	Peter Terting	DEU	Autodis Racing by Piro Sports	DEU	Hyundai i30 N TCR	2:00.420	4	2:00.504	5	2:01.011	9	2:01.409	11	2:02.142	10
11	42	Stefano Comini	SUI	Autodis Racing by THX	SUI	Honda Civic Type R FK7 TCR	2:00.469	4	2:00.570	5	2:00.907	10	2:01.080	9	2:01.128	11
12	32	Oliver Taylor	GBR	Pyro Motorsport	GBR	Honda Civic Type R FK7 TCR	2:00.599	10	2:01.345	5	2:01.483	11	2:01.526	4	2:02.398	9
13	8	Reece Barr	IRE	Target Competition	IRE	Hyundai i30 N TCR	2:00.686	9	2:01.596	5	2:02.175	11	2:02.264	4	2:03.397	10
14	3	Cosimo Barberini	ITA	Race Republic	ITA	Subaru WRX STI TCR	2:00.745	5	2:01.506	4	2:11.213	1	2:25.213	2	2:59.835	3
15	16	Nicola Baldan	ITA	M1RA	ITA	Hyundai i30 N TCR	2:00.842	11	2:01.092	10	2:01.644	5	2:01.719	9	2:03.535	4
16	17	Martin Ryba	SVK	Brutal Fish Racing Team	SVK	Volkswagen Golf GTI TCR	2:00.915	5	2:01.363	11	2:01.450	9	2:01.584	4	2:03.675	10
17	79	Jose M. Sapag	ARG	Baporo Motorsport	ARG	Cupra TCR	2:00.930	5	2:01.005	4	2:14.097	1	2:26.699	2	2:57.113	3
18	94	Kris Richard	SUI	Target Competition	SUI	Hyundai i30 N TCR	2:01.071	10	2:01.253	4	2:01.605	5	2:01.857	9	2:02.731	11
19	23	Francisco Abreu	POR	Sports & You	POR	Peugeot 308 TCR	2:01.076	4	2:01.367	10	2:01.435	5	2:02.181	9	2:04.322	11
20	7	Igor Stefanovski	MKD	Stefanovski Racing Team	MKD	Hyundai i30 N TCR	2:01.313	9	2:01.603	10	2:01.884	11	2:02.151	4	2:02.321	5
21	10	Viktor Davidovsky	MKD	PSS Racing Team	MKD	Honda Civic Type R FK7 TCR	2:01.534	11	2:01.870	5	2:03.082	10	2:03.675	9	2:03.966	4
22	76	Daniele Cappellari	ITA	Cappellari Reparto Corse	ITA	Volkswagen Golf GTI TCR	2:01.787	5	2:02.705	11	2:02.831	4	2:02.946	10	2:03.796	9
23	63	Giovanni Altoè	ITA	Pit Lane Competizioni	ITA	Audi RS3 LMS TCR DSG	2:01.829	11	2:02.232	10	2:02.425	4	2:03.714	5	2:04.106	9
24	77	Roberto Russo	ITA	Race Republic-Top Run	ITA	Subaru WRX STI TCR	2:02.525	11	2:02.893	9	2:03.035	10	2:04.167	4	2:04.767	5
25	38	Danny Kroes	NED	PCR Sport	NED	Cupra TCR	2:51.711	1								
26	999	Dániel Nagy	HUN	M1RA	HUN	Hyundai i30 N TCR	2:53.518	1								
27	44	Salvatore Tavano	ITA	Scuderia Girasole	ITA	Cupra TCR										
28	630	Benjamin	BEL	Autodis Racing by THX	BEL	Honda Civic Type R FK7 TCR										





Autodromo Nazionale Monza

TCR Europe

Race - 1

Best 5 Top Speeds



Cls	N°	Driver	Nat	Team	Nat	Vehicle	Top 1		Top 2		Top 3		Top 4		Top 5		Avg
							Km/h	Lap	Km/h	Lap	Km/h	Lap	Km/h	Lap	Km/h	Lap	
1	34	Stian Paulsen	NOR	Stian Paulsen Racing	NOR	Cupra TCR	252.3	4	247.7	11	247.1	6	246.0	5	244.8	9	247.6
2	17	Martin Ryba	SVK	Brutal Fish Racing Team	SVK	Volkswagen Golf GTI TCR	251.7	10	250.0	6	248.8	5	246.5	11	241.6	4	247.7
3	69	Jean-Karl Vernay	FRA	Leopard Lukoil Team	FRA	Audi RS3 LMS TCR	250.5	5	248.8	6	248.8	11	248.2	10	247.1	9	248.7
4	62	Dušan Borkovic	SRB	Target Competition	SRB	Hyundai i30 N TCR	248.2	5	246.0	6	245.4	11	244.8	10	241.0	9	245.1
5	8	Reece Barr	IRE	Target Competition	IRE	Hyundai i30 N TCR	247.7	11	246.5	6	246.5	9	246.0	5	241.0	10	245.5
6	25	Mikel Azcona	ESP	PCR Sport	ESP	Cupra TCR	247.7	11	246.5	10	244.8	6	243.2	2	239.4	5	244.3
7	16	Nicola Baldan	ITA	M1RA	ITA	Hyundai i30 N TCR	247.1	5	246.0	6	244.8	11	243.7	10	240.5	9	244.4
8	79	Jose M. Sapag	ARG	Baporo Motorsport	ARG	Cupra TCR	247.1	5	241.0	6	239.4	4	199.2	1	149.7	3	215.3
9	3	Cosimo Barberini	ITA	Race Republic	ITA	Subaru WRX STI TCR	246.5	5	243.7	6	241.0	4	204.9	1	146.9	3	216.6
10	7	Igor Stefanovski	MKD	Stefanovski Racing Team	MKD	Hyundai i30 N TCR	246.5	10	243.7	6	243.7	9	243.7	11	237.8	5	243.1
11	15	Peter Terting	DEU	Autodis Racing by Piro Sports	DEU	Hyundai i30 N TCR	246.5	9	243.7	5	243.7	6	242.6	11	240.5	10	243.4
12	88	Maxime Potty	BEL	Comtoy Racing	BEL	Volkswagen Golf GTI TCR	246.5	5	246.0	10	244.3	6	243.7	11	241.0	9	244.3
13	94	Kris Richard	SUI	Target Competition	SUI	Hyundai i30 N TCR	246.5	6	242.1	4	242.1	9	241.0	11	238.9	10	242.1
14	63	Giovanni Altoè	ITA	Pit Lane Competizioni	ITA	Audi RS3 LMS TCR DSG	246.0	11	241.0	10	240.5	6	228.8	5	227.8	4	236.8
15	23	Francisco Abreu	POR	Sports & You	POR	Peugeot 308 TCR	245.4	11	244.3	4	242.6	6	241.6	10	241.0	5	243.0
16	18	Fabrizio	ITA	Team Mulsanne	ITA	Alfa Romeo Giulietta TCR	244.3	11	243.7	6	242.6	10	236.8	5	234.7	4	240.4
17	9	Attila Tassi	HUN	Hell Energy Racing with KCMG	HUN	Honda Civic Type R FK7 TCR	243.2	9	243.2	10	243.2	11	242.6	5	242.1	6	242.9
18	10	Viktor Davidovsky	MKD	PSS Racing Team	MKD	Honda Civic Type R FK7 TCR	243.2	6	242.6	11	236.3	5	235.8	4	235.2	10	238.6
19	32	Oliver Taylor	GBR	Pyro Motorsport	GBR	Honda Civic Type R FK7 TCR	243.2	6	241.6	10	239.4	9	237.3	5	232.2	4	238.7
20	11	Jens Reno Møller	DEN	Reno Racing	DEN	Honda Civic Type R FK7 TCR	242.6	5	242.1	4	242.1	11	241.6	9	238.9	10	241.5
21	42	Stefano Comini	SUI	Autodis Racing by THX	SUI	Honda Civic Type R FK7 TCR	242.6	6	242.6	9	242.1	5	241.6	4	241.0	10	242.0
22	99	Josh Files	GBR	Hell Energy Racing with KCMG	GBR	Honda Civic Type R FK7 TCR	241.0	6	241.0	10	240.0	11	239.4	5	236.8	4	239.6
23	76	Daniele Cappellari	ITA	Cappellari Reparto Corse	ITA	Volkswagen Golf GTI TCR	238.9	11	235.2	10	232.7	5	227.8	9	224.5	6	231.8
24	77	Roberto Russo	ITA	Race Republic-Top Run	ITA	Subaru WRX STI TCR	237.3	9	235.8	10	233.2	11	225.9	5	223.6	6	231.1
25	38	Danny Kroes	NED	PCR Sport	NED	Cupra TCR	201.4	1									201.4
26	999	Dániel Nagy	HUN	M1RA	HUN	Hyundai i30 N TCR	196.7	1									196.7
27	44	Salvatore Tavano	ITA	Scuderia Girasole	ITA	Cupra TCR	194.9	1									194.9
28	630	Benjamin	BEL	Autodis Racing by THX	BEL	Honda Civic Type R FK7 TCR	192.5	1									192.5





Autodromo Nazionale Monza

TCR Europe

Race - 1

Fastest Laps Sequence



Lap	Time of Day	Session Time	Nº	Driver	Nat	Team	Nat	Vehicle	Time	Km/h
4	17:44:30.722	9:27.722	25	Mikel Azcona	ESP	PCR Sport	ESP	Cupra TCR	1:59.143	175.0
4	17:44:30.955	9:27.955	69	Jean-Karl Vernay	FRA	Leopard Lukoil Team	FRA	Audi RS3 LMS TCR	1:58.785	175.5





Autodromo Nazionale Monza


TCR Europe

Race - 1

Event Best Maximum Speed



N°	Driver	Nat	Team	Nat	Vehicle	Km/h	Session
69	Jean-Karl Vernay	FRA	Leopard Lukoil Team	FRA	Audi RS3 LMS TCR	254.7	Free Practice - 1
34	Stian Paulsen	NOR	Stian Paulsen Racing	NOR	Cupra TCR	252.3	ROUND 11
17	Martin Ryba	SVK	Brutal Fish Racing Team	SVK	Volkswagen Golf GTI TCR	251.7	ROUND 11
79	Jose M. Sapag	ARG	Baporo Motorsport	ARG	Cupra TCR	251.1	Qualifying - 1
44	Salvatore Tavano	ITA	Scuderia Girasole	ITA	Cupra TCR	250.5	Free Practice - 1
88	Maxime Potty	BEL	Comtoy Racing	BEL	Volkswagen Golf GTI TCR	250.0	Free Practice - 2
3	Cosimo Barberini	ITA	Race Republic	ITA	Subaru WRX STI TCR	249.4	Free Practice - 1
38	Danny Kroes	NED	PCR Sport	NED	Cupra TCR	249.4	Free Practice - 1
63	Giovanni Altoè	ITA	Pit Lane Competizioni	ITA	Audi RS3 LMS TCR DSG	248.2	Free Practice - 2
25	Mikel Azcona	ESP	PCR Sport	ESP	Cupra TCR	248.2	Qualifying - 2
62	Dušan Borkovic	SRB	Target Competition	SRB	Hyundai i30 N TCR	248.2	ROUND 11
8	Reece Barr	IRE	Target Competition	IRE	Hyundai i30 N TCR	247.7	ROUND 11
18	Fabrizio Giovanar	ITA	Team Mulsanne	ITA	Alfa Romeo Giulietta TCR	247.1	Free Practice - 1
16	Nicola Baldan	ITA	M1RA	ITA	Hyundai i30 N TCR	247.1	ROUND 11
999	Dániel Nagy	HUN	M1RA	HUN	Hyundai i30 N TCR	246.5	Qualifying - 1
94	Kris Richard	SUI	Target Competition	SUI	Hyundai i30 N TCR	246.5	ROUND 11
15	Peter Terting	DEU	Autodis Racing by Piro Sports	DEU	Hyundai i30 N TCR	246.5	ROUND 11
7	Igor Stefanovski	MKD	Stefanovski Racing Team	MKD	Hyundai i30 N TCR	246.5	ROUND 11
23	Francisco Abreu	POR	Sports & You	POR	Peugeot 308 TCR	246.0	Free Practice - 2
32	Oliver Taylor	GBR	Pyro Motorsport	GBR	Honda Civic Type R FK7 TCR	244.8	Free Practice - 2
630	Benjamin Lessen	BEL	Autodis Racing by THX	BEL	Honda Civic Type R FK7 TCR	243.7	Free Practice - 2
42	Stefano Comini	SUI	Autodis Racing by THX	SUI	Honda Civic Type R FK7 TCR	243.2	Free Practice - 1
10	Viktor Davidovsky	MKD	PSS Racing Team	MKD	Honda Civic Type R FK7 TCR	243.2	Free Practice - 2
9	Attila Tassi	HUN	Hell Energy Racing with KCMG	HUN	Honda Civic Type R FK7 TCR	243.2	Free Practice - 2
99	Josh Files	GBR	Hell Energy Racing with KCMG	GBR	Honda Civic Type R FK7 TCR	243.2	Qualifying - 2
11	Jens Reno Møller	DEN	Reno Racing	DEN	Honda Civic Type R FK7 TCR	242.6	Free Practice - 2
76	Daniele Cappellar	ITA	Cappellari Reparto Corse	ITA	Volkswagen Golf GTI TCR	242.6	Free Practice - 2
77	Roberto Russo	ITA	Race Republic-Top Run	ITA	Subaru WRX STI TCR	241.0	Free Practice - 2





Autodromo Nazionale Monza

TCR Europe

Race - 1

Lap Chart



LAP

Nr	Pos	Grid	1	2	3	4	5	6	7	8	9	10	11
69	1	69	25	25	25	25	69	69	69	69	69	69	69
25	2	25	69	69	69	69	25	25	25	25	25	25	25
9	3	9	99	99	99	99	99	99	99	99	99	99	99
99	4	99	9	9	9	9	88	88	88	88	88	88	88
88	5	88	88	88	88	88	9	62	62	62	62	62	62
62	6	62	62	62	62	62	9	9	9	9	9	9	9
42	7	42	42	42	42	42	42	42	42	42	42	42	42
11	8	11	16	16	16	11	15	15	15	15	15	15	18
630	9	630	11	11	11	15	11	34	34	34	34	18	15
23	10	23	15	15	15	34	34	11	11	11	11	34	34
44	11	44	18	18	18	18	18	18	18	18	18	94	32
15	12	15	34	34	34	23	23	23	23	23	23	23	16
79	13	79	23	23	23	16	16	94	94	94	94	32	94
16	14	16	94	94	94	94	94	32	32	32	32	16	23
38	15	38	32	32	32	32	32	16	16	16	16	7	7
999	16	999	3	3	3	3	3	17	17	17	17	17	17
34	17	34	17	17	17	17	17	7	7	7	8	8	8
94	18	94	63	63	63	79	79	8	8	8	7	11	11
32	19	32	7	7	7	63	7	63	63	63	63	63	63
18	20	18	79	79	79	7	8	10	10	10	10	10	10
3	21	3	77	77	77	8	63	76	76	76	77	77	77
10	22	10	8	8	8	77	10	77	77	77	76	76	76
7	23	7	10	10	10	10	76						
17	24	17	76	76	76	76	77						
76	25	76	38										
63	26	63	999										
8	27	8											
77	28	77											





Autodromo Nazionale Monza

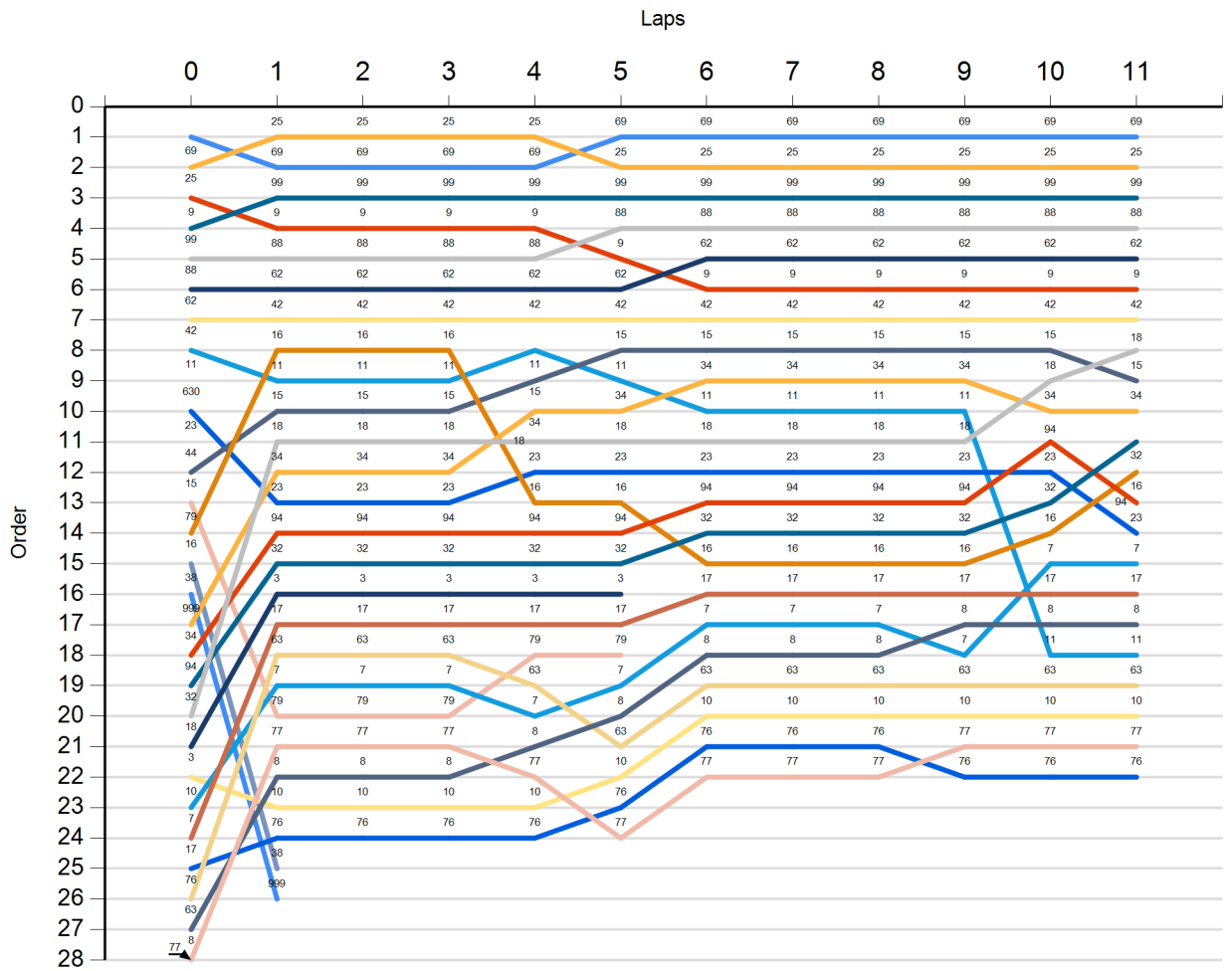
TCR Europe


Race - 1

Graphic Lap Chart



- 69
- 25
- 9
- 99
- 88
- 62
- 42
- 11
- 630
- 23
- 44
- 15
- 79
- 16
- 38
- 999
- 34
- 94
- 32
- 18
- 3
- 10
- 7
- 17
- 76
- 63
- 8
- 77



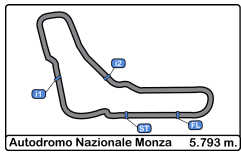


Autodromo Nazionale Monza
 TCR Europe
 Race - 1
 Pit Stop Analysis



N°	In Day Time	Driver	Nat	Team	Nat	Vehicle	In Time	Stop N°	Pit Time	Handicap	Penalty
----	-------------	--------	-----	------	-----	---------	---------	---------	----------	----------	---------

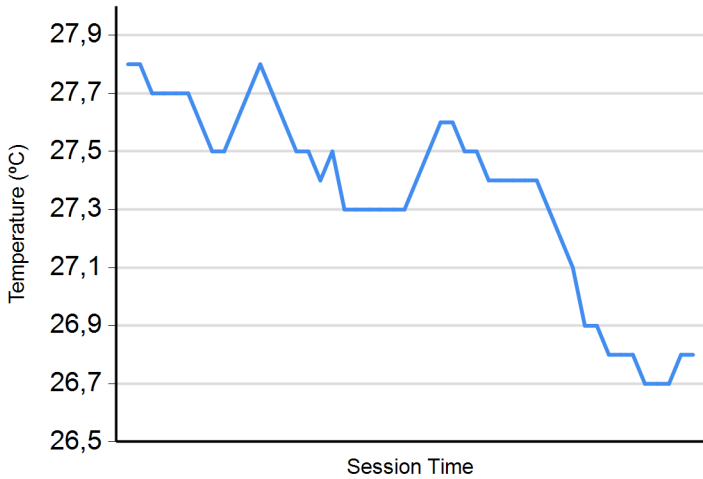




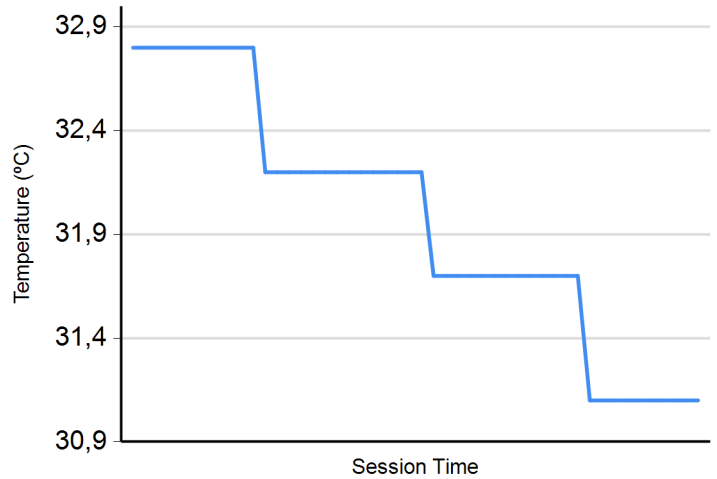
Autodromo Nazionale Monza
 TCR Europe
 Race - 1
 Weather Report



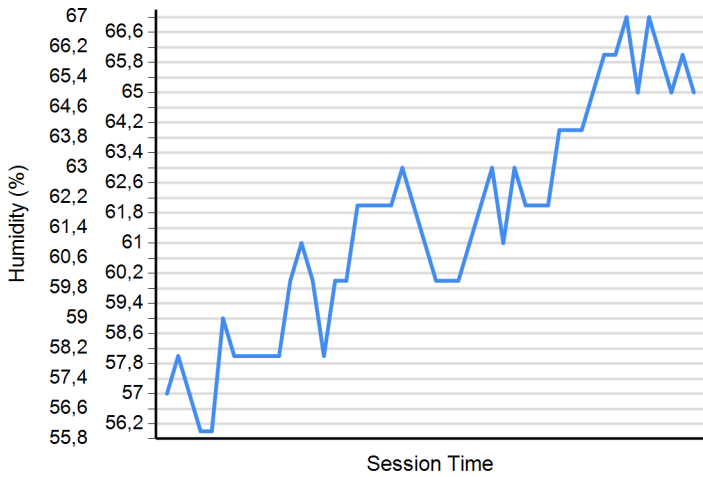
Air Temperature



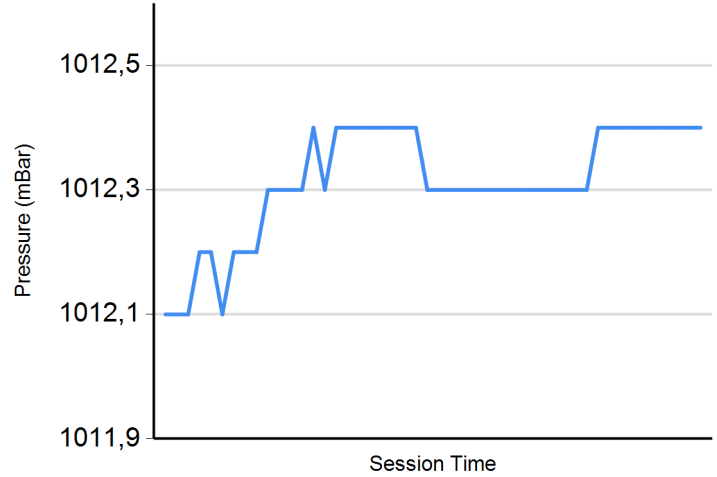
Track Temperature



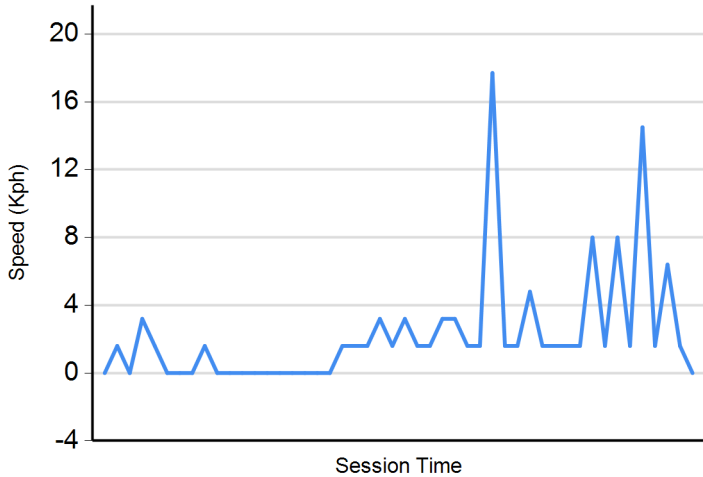
Humidity



Pressure



Wind Speed



Wind direction

North = 0°/360° Est = 90° South = 180° West= 270°

